



### **STEP-BY-STEP HOW TO DO IT**

1. Print out this design package.
2. Sketch your garden site on the grid plan following the easy instructions. A useful scale for most gardens is 1 cm = 1 metre. [See example grid for easy reference]
3. Answer the questionnaire
4. Taking photographs of your existing garden taken from house to garden and from garden to house are optional but helpful.
5. Send the filled in questionnaire and grid with your payment and any additional photographs and sketches. You can post, fax or scan and e-mail the completed forms to us which ever way you prefer.
6. All photos will be returned with your design package. Please feel free to provide as much additional information as you want so that any special requirements you have can be incorporated into your design. The more information you give us, the more superior the design.

### **WHAT HAPPENS THEN?**

Within 14 days you will receive a completed garden design package plus a copy of our latest newsletter and our plant order and delivery form)



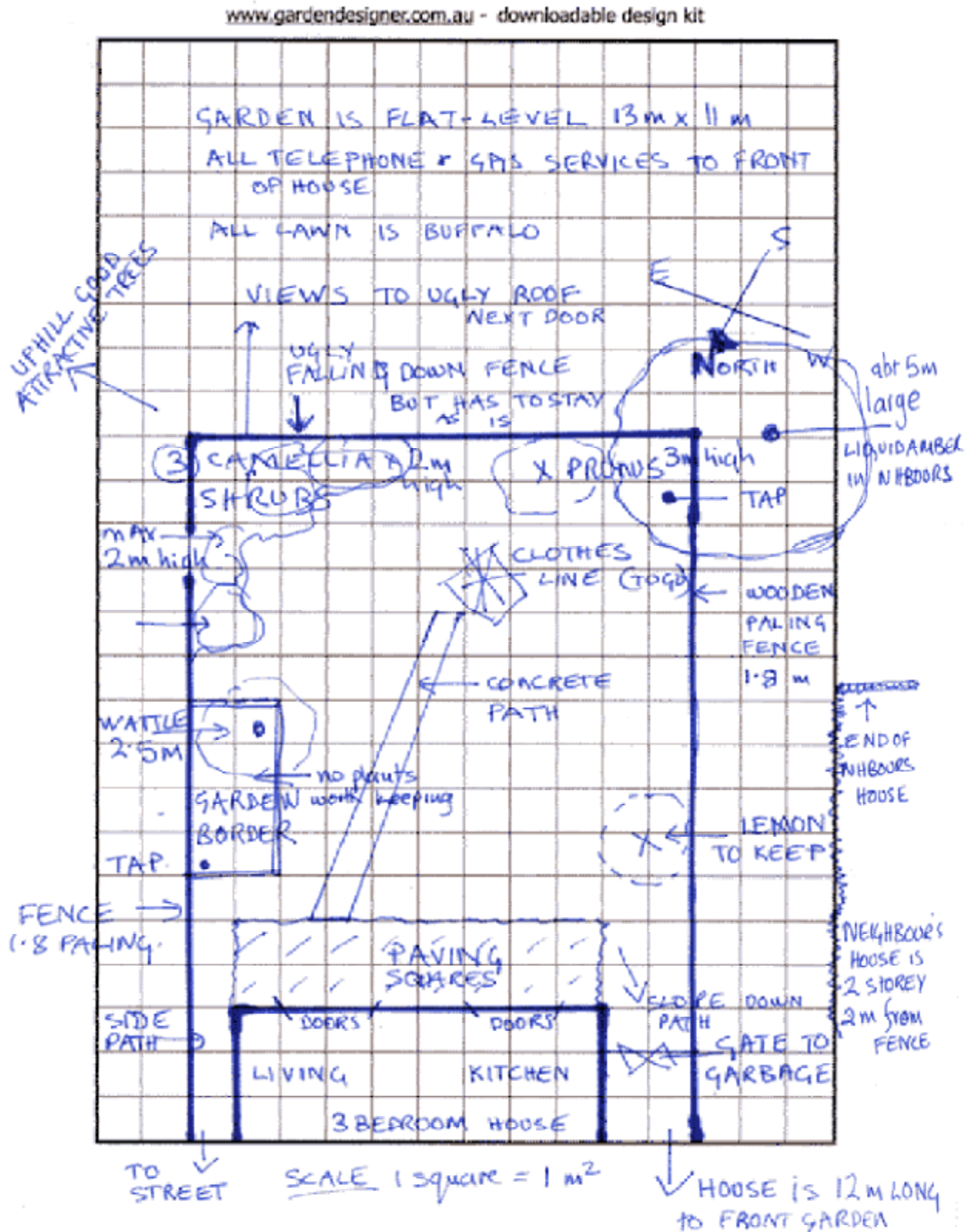



## Help filling out your grid

When filling out the grid consider including the following:

- Size and dimensions of site (an easy method of measuring if no tape measure is available, one normal stride equals one metre)
- Boundaries including the material as well as the height, gates and other access openings
- All compass directions
- House including main entry, windows with sill heights, directions doors open and room use
- Once you have the house measurements use this as a reference point from which to plot all other features
- Position of services such as telephone, waterpipes, electricity, over head cables, underground gas pipes, sewerage, drains, water taps, meters. (If this crowds your plan put it on tracing paper and overlay it on your final plan).
- Garage, sheds, fences
- Mark the direction of views both good and bad using arrows
- Prevailing winds using arrows
- Slope using arrows plus changes in level
- Rock outcrops
- Driveways, steps, pathways (material made of), clothesline, BBQ, pool, other – Note entry and exit points as these are hard wearing areas
- Neighbouring buildings if important to design
- Traffic patterns
- PLANTS Existing trees, neighbouring overhanging trees, main shrubs, garden borders, lawn areas, herbs and vegetables (Put an X for trunk of trees and if possible mark in canopy area)
- Where there are too many plants to map individually, indicate the area they cover, and key this to a separate list of plant names (if known). Mark those plants you definitely want to keep with an asterisk.
- If you don't know the name of the tree then please tell us if it is evergreen or deciduous.

### Example Grid





## About you and your Family

Name \_\_\_\_\_

Address (first line): \_\_\_\_\_

Address (second line): \_\_\_\_\_

Town/city: \_\_\_\_\_ State: \_\_\_\_\_

Postal code: \_\_\_\_\_

Email address: \_\_\_\_\_

Ages of any children: \_\_\_\_\_

Any pets (their requirements): \_\_\_\_\_

\_\_\_\_\_

Approx. age of house: \_\_\_\_\_

Style of house (circle):

Cottage      Brick bungalow      Terrace      Semi

Balcony      Courtyard      Other \_\_\_\_\_

Occupations of family members: \_\_\_\_\_

\_\_\_\_\_

Favourite colours: \_\_\_\_\_

\_\_\_\_\_

Favourite plants: \_\_\_\_\_


\_\_\_\_\_

Colours you dislike: \_\_\_\_\_

\_\_\_\_\_

Plants you dislike: \_\_\_\_\_

\_\_\_\_\_



## Your existing garden

Type or nature of soil (if known):

Clay Sandy Loam Rocky other \_\_\_\_\_

Slop:

Gentle Steep Flat Steps or dips Other \_\_\_\_\_

Does the land RISE UP or FALL AWAY from the house?

Are there any other conditions that may affect the planting?

Areas of poor drainage  Areas of dense shade

Areas congested with tree roots

Other \_\_\_\_\_

Aspect:

Full sun: eight hours or more of direct sunlight.

Partial sun: Each of the following circumstances may be described as partial sun:

a) sunlight shines through a canopy of trees creating confetti like shadows on the ground below;

b) For a few hours every day an area may receive direct sunlight. However, as the sun moves across the sky tall trees and structure block the sun creating a shadow;

c) Tall buildings cast shadows over an area for most, if not all, of the day. Nevertheless, nothing is blocking the sunlight directly overhead( common in small city gardens).

Shade: Virtually no direct sunlight.

Are there any adverse climatic conditions that may affect planting (eg: windy, salt laden winds, frost pockets etc)?

\_\_\_\_\_

Any defects that need screening? \_\_\_\_\_

\_\_\_\_\_

Any existing features to remain (eg. Shed, clothes line )?


\_\_\_\_\_

Any existing features to be relocated? \_\_\_\_\_

\_\_\_\_\_

Any areas or feature giving you specific problems?

\_\_\_\_\_



## Your ideal garden

Please tick all the features that you would like in your design and X any that you don't want and leave the others blank.

### Softscaping

- |                           |                          |                |                          |
|---------------------------|--------------------------|----------------|--------------------------|
| Annuals                   | <input type="checkbox"/> | Bulbs          | <input type="checkbox"/> |
| Conifers                  | <input type="checkbox"/> | Climbers       | <input type="checkbox"/> |
| Herbaceous border         | <input type="checkbox"/> | Perennials     | <input type="checkbox"/> |
| Trees-evergreen           | <input type="checkbox"/> | Lawns          | <input type="checkbox"/> |
| Trees-deciduous           | <input type="checkbox"/> | Shrubs         | <input type="checkbox"/> |
| Gravel garden             | <input type="checkbox"/> | Topiary        | <input type="checkbox"/> |
| Attractive to birds       | <input type="checkbox"/> | Fruit trees    | <input type="checkbox"/> |
| Attractive to butterflies | <input type="checkbox"/> | Vegetables     | <input type="checkbox"/> |
| Herbs                     | <input type="checkbox"/> | Scented plants | <input type="checkbox"/> |
| Natives                   | <input type="checkbox"/> | Palms          | <input type="checkbox"/> |


### Hardscaping

- |                       |                          |                |                          |
|-----------------------|--------------------------|----------------|--------------------------|
| Children's play area  | <input type="checkbox"/> | BBQ            | <input type="checkbox"/> |
| Summerhouse           | <input type="checkbox"/> | Pergola        | <input type="checkbox"/> |
| Garden shed           | <input type="checkbox"/> | Terrace/Patio  | <input type="checkbox"/> |
| Clothes line          | <input type="checkbox"/> | Paths          | <input type="checkbox"/> |
| Compost               | <input type="checkbox"/> | Rockery        | <input type="checkbox"/> |
| Service area/Garbage  | <input type="checkbox"/> | Steps          | <input type="checkbox"/> |
| Water features        |                          |                |                          |
| Fountains             | <input type="checkbox"/> | Pool Bird bath | <input type="checkbox"/> |
| Statues and ornaments | <input type="checkbox"/> | Lighting       | <input type="checkbox"/> |

I would like these **Garden use** areas to be part of the landscape:

- |                  |                          |            |                          |
|------------------|--------------------------|------------|--------------------------|
| Reading/relaxing | <input type="checkbox"/> | Lawn games | <input type="checkbox"/> |
| Outdoor eating   | <input type="checkbox"/> |            |                          |

Other \_\_\_\_\_



The **mood** of my garden should be:

Bright/cheerful                      Informal                      Serene

Ordered/structured                      Private                      Social

Other \_\_\_\_\_

I want to spend minimal time on garden maintenance

I like doing things in the garden at weekends

I enjoy "growing my own" & spend many hours in the garden

I like to entertain friends and family in the garden in summer

### Style of Garden

#### FORMAL

Symmetrical, making much use of clipped hedges, topiary, statuary with flowers used only as accents at key points.

#### INFORMAL

Style is multi-layered; one layer of plants supported by another, but behind the relaxed mood will be a highly ordered approach to the planting.

#### FORMAL PLAN WITH INFORMAL PLANTING

This style allows for a freer grouping of plants behind the geometric outline of the plan.

#### MODERN

Uses fashionable plants including grasses, sedums, and architectural plants.

#### GRAVEL


Makes use of small areas where gravel replaces lawn, which may be impractical. The overall style is informal. Mediterranean plants are used (rosemary, cistus, thymes, lavenders and perennials)

#### COLOUR THEMED

A single colour theme can make a garden appear larger. Reds and oranges are strong, vibrant colours while pale colours are more restful.

#### FOLIAGE GARDEN

Where plants are selected primarily for their foliage qualities and flowers of secondary importance. Variations in leaf colour, shape and texture become important.



#### LOW MAINTENANCE GARDEN

All gardens contain living plants and so need some maintenance. A watering system contributes to reducing work and plants such as mondo grass, murrayas, daylilies, forget-me-nots and euphorbias. The style can be formal or informal.

#### BIRD AND BUTTERFLY GARDENS

These beautiful creatures are an invaluable addition to the garden. They are attracted to buddleias, crepe myrtles, citrus, grevilleas.

#### ROMANTIC

Style demands an acceptance of the haphazard way in which plants grow and a certain organised chaos. Plants used are old-fashioned perennials and shrubs.

#### SCENTED

Plants enliven a planting scheme, providing invisible associations long after the view has faded. Fragrant leaves and flowers for each season using climbers, herbs, shrubs and perennials.

#### CONTAINER PLANTING

Pots and planter boxes allow you to garden in confined conditions. They transform hard scaped areas into a garden. They need regular watering and care. The key to success lies in choosing the right plants.

#### TROPICAL

Mostly green but given variety and texture with assorted leaf shapes, sizes and tones. The result is a cool, restful, interesting and inviting.

#### COTTAGE

Make flowers the theme, placing them with total informality in drifts and masses. Concentrate on old-fashioned flowers; blend them with scented herbs and the more decorative vegetables and fruit trees.

#### NATIVE GARDEN

Not necessarily sole use of Australian native plants, but a blend.

#### WOODLAND

Taking your reference from the presence of a tree or two, you might decide on a woodland. Here you have several possibilities – you might use mostly deciduous trees with such plants as camellias or azaleas; or you might prefer native trees and shrubs to recreate a patch of bushland or rainforest.

#### ORIENTAL

Using clumping bamboos, Japanese maples as statements.

What style would you like \_\_\_\_\_

## Payment Options Form

---

### Visa / Mastercard / Bankcard Card Payment

---

Please charge my Visa / Mastercard / Bankcard with the amount indicated bellow:

<input type="checkbox"/> \$250 (up to 150 m.sq)
<input type="checkbox"/> \$400 (up to 300 m.sq)
<input type="checkbox"/> \$800 (over 300 m.sq)

---

Card Number:

--	--	--	--	--	--	--	--	--	--	--	--	--	--	--	--	--	--	--	--

Exp. Date: \_\_\_\_ / \_\_\_\_

Name on Card: Mr/ Mrs / Miss / Ms \_\_\_\_\_

Billers Address: \_\_\_\_\_

\_\_\_\_\_

\_\_\_\_\_ Postcode: \_\_\_\_\_

Card holders Signature: \_\_\_\_\_

Date: \_\_\_\_\_

---

### Cheque Payment

---

- Please make sure your cheque is signed.
  - Please make it payable to Garden Designer Pro Pty. Ltd.
  - Please print your name, address and postcode on the back.
- 

### Money Order Payment

---

- Please make it payable to Garden Designer Pro Pty. Ltd.
- 

**PLEASE DO NOT SEND CASH THROUGH THE POST**


## CONDITIONS

Please sign below to confirm you are happy for gardendesigner.com.au to produce a garden plan based on the information you have supplied above in the questionnaire and on the attached grid drawing.

In the event of the design being in any way unsuitable for your garden, gardendesigner.com.au will be unable to accept liability if this is due to incorrect information being supplied or omissions being made in your grid plan or in your answers on the questionnaire.

I have read and accept all the terms and conditions:

Signed: \_\_\_\_\_ Date: \_\_\_\_\_



## Final Check List:

- The completed drawing on the grid (including as much of the suggested information as possible).
- The completed questionnaire and any additional written information you would like to provide us with.
- Photographs of the site. (optional but recommended).
- Signed Conditions Statement
- Your payment
- Your Contact details

Congratulations